



District Report Card: 2017


State: Manipur	District: Ukhrul
Class: 5	Subject: Language
Schools: 31	Students: 293


Participation/Coverage


Students

<div>GENDER</div> <div></div>	Boys		Girls	
	Number	%	Number	%
	137	46.76	156	53.24

<div>AREA</div> <div></div>	Rural		Urban	
	Number	%	Number	%
	293	100.00	0	0.00

<div>CATEGORY</div> <div></div>	SC		ST		OBC		GEN	
	Number	%	Number	%	Number	%	Number	%
	1	0.34	284	96.93	4	1.37	4	1.37

<div>CWSN</div> <div></div>	LD	VI	HI	S&LD	ID	Oth
	0	0	0	0	0	0

<div>Management</div> <div></div>	Government		Government-aided	
	Number	%	Number	%
	271	92.49	22	7.51

Average Performance of Students in Language (%)

Overall	Gender		Area		Management		Social Group			
	Male	Female	Rural	Urban	Govt.	Aided	SC	ST	OBC	GEN
61.23	58.49	63.63	61.23	0.00	60.05	75.76	53.33	61.13	65.00	66.67

Performance on Learning Outcomes (LOs)

Learning Outcomes	Description	Average Performance(%)
L504	Reads and comprehends independently storybooks, news items/ headlines, advertisements etc.	60.75
L508	Reads text with comprehension, locates details and sequence of events	61.47

Range of Performance of Students who Answered Correctly							
Below 30%		30% - 50%		50% - 75%		Above 75%	
Number	%	Number	%	Number	%	Number	%
25	8.53	68	23.21	121	41.30	79	26.96

Lowest Performing Learning Outcomes (LOs)

- 1 - Reads and comprehends independently storybooks, news items/ headlines, advertisements etc. (60.75)
- 2 - Reads text with comprehension, locates details and sequence of events (61.47)